






Marian University

Assurance for Learning Dashboard as of July 2017

Institutional Learning Outcomes Assessment

Broad goals for student learning through the curricular, co-curricular and community learning experiences offered at Marian University

Liberal Arts Core Curriculum: Institutional Learning Outcomes Assessment						
AY 2016-17						
Student Learning Outcome	AY 2015-16 % Met or Above	AY 2016-17 % Met or Above	AY 2016-17 At Met	AY 2016-17 Above	Five Year Trend	Year to Year Change
Knowledge Acquisition N=2394	84.7%	87.5%	45.9%	41.5%		2.8%
Critical Thinking N=2490	83.2%	85.0%	53.9%	31.0%		1.8%
Effective Communication N=1520	86.7%	87.4%	51.6%	35.8%		0.7%
Global Perspectives N=830	85.6%	88.2%	44.9%	43.3%		2.6%
Socially Responsible Action N=830	79.8%	83.6%	55.7%	28.0%		3.8%

Note: AY 13-14 represents a shift in Spring 2014 to new assessment practice and includes data from the pilot of VALUE Rubrics.

